

# SL27-29-32C VENETIAN

## MAGNETIC CORD CONTROLLER

This is a patented manual magnetic system with the function of lifting, lowering, and tilting slats. An external magnetic device, attached to the glass using high-strength adhesive tape, includes a cord loop and a magnet that seamlessly interacts with the internal mechanism's magnetic connector, responsible for cord movement. This enables the rotation of the magnets, activating the blinds.

The SL29C system is provided as standard with a 29mm warm spacer frame in black (RAL 9005).

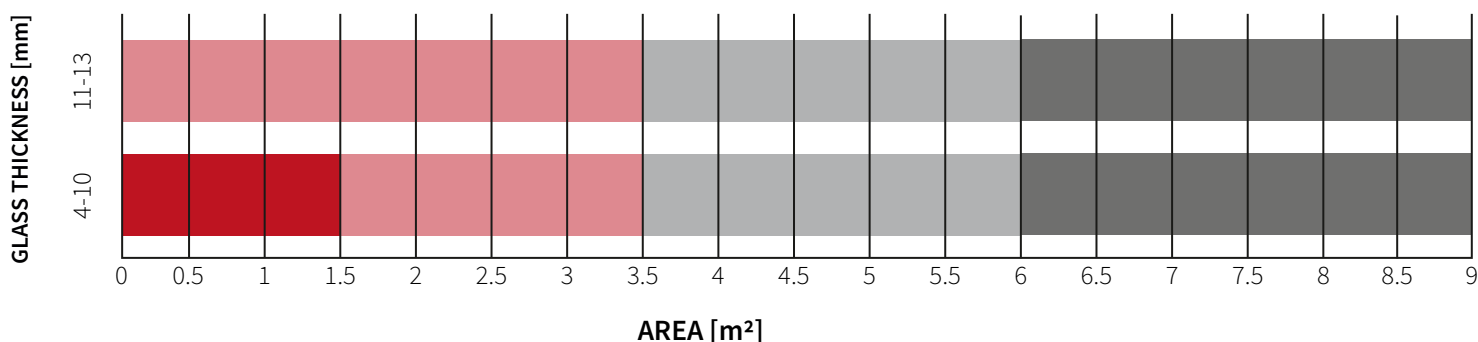
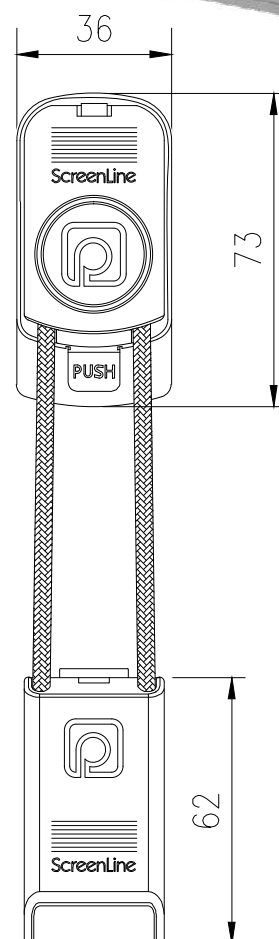
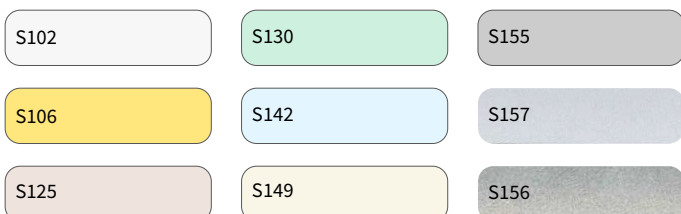
The SL27mm and SL32mm systems feature a frame made of extruded aluminum, available in both 27mm and 32mm widths (also available in black).

At any time, you can replace the magnetic cord controller with a rod, knob, or external drive.

### CONTROL SYSTEM COLORS



### SLATS COLORS



- Direct internal control device
- Reduced internal control device with 1:43 ratio
- Reduced internal control device with 1:65 ratio
- Tilt-only with blind supplied completely raised



**VITROTERM - MURÓW S.A.**  
NOTHING'S IMPOSSIBLE WITH GLASS!

# SYSTEM 27-29-32C

## MAGNETIC WAND

### CONTROL SYSTEM COLORS



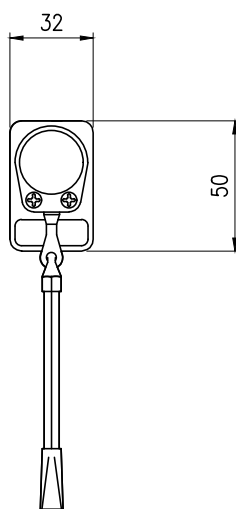
WHITE



BLACK



TRANSPARENT



# SYSTEM 27-29-32C

## MAGNETIC KNOB


### CONTROL SYSTEM COLORS



WHITE



GREY



# SYSTEM 27-29-32C

## EXTERNAL MOTOR

### CONTROL SYSTEM COLORS



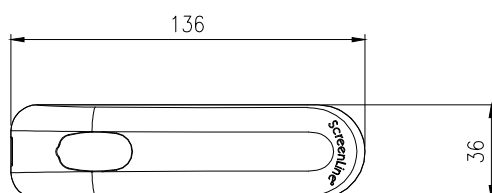
WHITE



BLACK



GREY



### TILTING AND RAISING

The above control modules have the function of rotating, lowering, and raising the slats. In the case of the magnetic knob and magnetic rod, raising might be less convenient but is both practical and technically feasible.



**VITROTERM - MURÓW S.A.**  
NOTHING'S IMPOSSIBLE WITH GLASS!

## SL27C VENETIAN

### POSSIBLE DIMENSIONS

| MINIMUM DIMENSION |          | MAXIMUM DIMENSION |          |
|-------------------|----------|-------------------|----------|
| SZEROKOŚĆ         | WYSOKOŚĆ | SZEROKOŚĆ         | WYSOKOŚĆ |
| 300mm             | 300mm    | 3000mm            | 3000mm   |

### THE MAXIMUM HEIGHT OF THE BLINDS DEPENDS ON THE WIDTH:

| WIDTH      | MAXIMUM HEIGHT |
|------------|----------------|
| 300-350mm  | 750mm *        |
| 351-480mm  | 1800mm *       |
| 481-580mm  | 2400mm *       |
| 581-3000mm | 3000mm **      |

## SL29C VENETIAN

### POSSIBLE DIMENSIONS

| MINIMUM DIMENSION |        | MAXIMUM DIMENSION |        |
|-------------------|--------|-------------------|--------|
| WIDTH             | HEIGHT | WIDTH             | HEIGHT |
| 340mm             | 300mm  | 3000mm            | 3000mm |

### THE MAXIMUM HEIGHT OF THE BLINDS DEPENDS ON THE WIDTH:

| WIDTH      | MAXIMUM HEIGHT |
|------------|----------------|
| 340-400mm  | 770mm *        |
| 401-480mm  | 1800mm *       |
| 481-580mm  | 2890mm *       |
| 581-3000mm | 3000mm **      |

## SL32C VENETIAN

### POSSIBLE DIMENSIONS

| MINIMUM DIMENSION |        | MAXIMUM DIMENSION |        |
|-------------------|--------|-------------------|--------|
| WIDTH             | HEIGHT | WIDTH             | HEIGHT |
| 300mm             | 300mm  | 3000mm            | 3000mm |

### THE MAXIMUM HEIGHT OF THE BLINDS DEPENDS ON THE WIDTH:

| WIDTH      | MAXIMUM HEIGHT |
|------------|----------------|
| 300-350mm  | 550mm *        |
| 351-480mm  | 1600mm *       |
| 481-580mm  | 2200mm *       |
| 581-3000mm | 3000mm **      |

\* For heights up to 3000mm, the blind is provided with tilt function only and with the bottom rail immobilized.

\*\*For windows with an area ranging from 6.01m<sup>2</sup> to 9m<sup>2</sup>, the blind is provided only with the function of adjusting the slat rotation.



**VITROTERM - MURÓW S.A.**  
NOTHING'S IMPOSSIBLE WITH GLASS!